

# **S&S Tech**

## **Investor Relations**

---

**1Q 2026**

This material is for informational purposes only and does not constitute an offer or solicitation to trade securities under the Financial Investment Services and Capital Markets Act.

The Company makes no guarantees regarding the accuracy or completeness of this information and assumes no liability for any losses arising from its use.

Financial data is prepared on a consolidated basis under K-IFRS and includes un-audited figures subject to change during the final audit or disclosure process.

Forward-looking statements are based on current assumptions, and actual results may differ materially due to various economic, market, and operational uncertainties.

Official disclosure documents prevail in case of discrepancies, and investors are solely responsible for their investment decisions.



\*Photo: S&S Tech Headquarters, Daegu, South Korea

# I. Company Overview

## A Leading Global Supplier of Advanced Semiconductor & Display Materials

<b>Company Name</b>	S&S Tech Corporation
<b>Established</b>	February 22, 2001
<b>CEO &amp; Chairman</b>	Jeong Soo Hong
<b>Employees</b>	~350 (about)
<b>Business</b>	Semiconductor & Display Mask Blanks, etc.
<b>Listing</b>	KOSDAQ (2009)
<b>Location</b>	Daegu (HQ), Yongin (EUV Center)
<b>Patents</b>	238 (As of Mar.31, 2026)



\*Photo: EUV Center, Yongin, Gyeonggi-do, South Korea

## 25-Year Technological Journey : From Localization of Mask Blanks to Next-Generation EUV Materials

### Market Entry

### Growth

### Expansion

### Globalization

**2001**  
Company Establishment

**2002 - 2005**  
Korea's First  
Semiconductor & Display  
Mask Blanks Development

**2006**  
Korea Top 10  
New Technology  
Designation

**2009**  
KOSDAQ IPO

**2010**  
High-end Market Entry

**2014**  
'World-Class 300'  
Selection

**2016**  
Daegu Production Facility  
Expansion

**2017**  
EUV Pellicle R&D


**2020**  
EUV Mask Blanks R&D

**2025**  
Yongin EUV Center  
Completion

**2026**  
Mid-sized Enterprise


**Next**  
EUV Core Leadership  
Establishment

# Mask Blanks : The Critical Foundation for Advanced Semiconductor and Display Fabrication





**Mask Blanks**

Quartz + Cr / PR Coated



**Photomask**

Circuit Patterning



**Semiconductor & Display**

Wafer / Chip / Panel



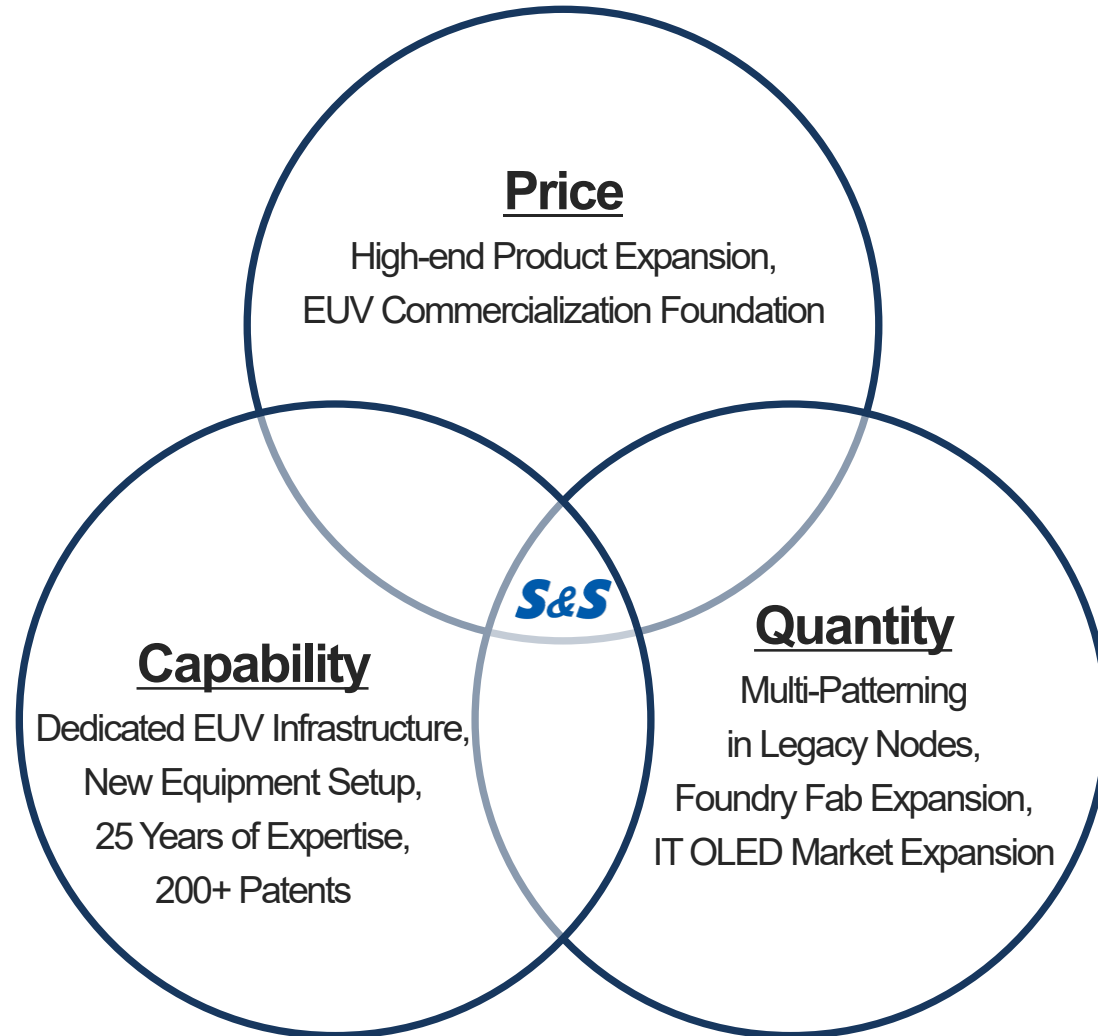
**Applications**

Mobile / IT / Automotive / TV etc.

\*Images are AI-generated for illustrative purposes only


## **II. Investment Highlights**

## Leaping to Global Top-Tier via Volume Growth and Premium Product Mix



## ① DUV : Fab Expansion & Multi-Patterning

- **Market** :  
Large-scale foundry fab expansions focusing on legacy nodes are underway in Asia, including China, driven by geopolitical risks.
- **Technology** :  
Widespread adoption of multi-patterning (DPT, QPT) processes to overcome scaling limits in legacy nodes.
- **Demand** :  
Increased lithography steps per wafer → Increased photomask consumption → Increased demand for Mask Blanks.



**Establishing a Stable Revenue Base through Proven Competitiveness  
in DUV Mask Blanks**

## ② EUV : Accelerated Process Transition & Increasing Applicable Layers

- **Market** :

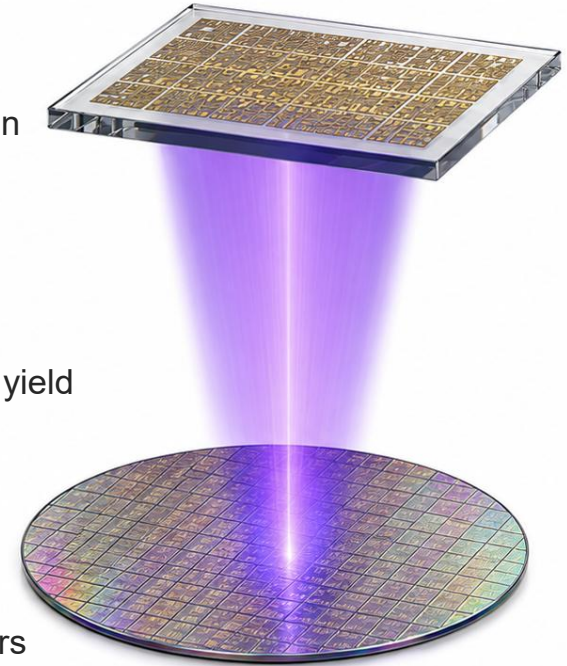
Increasing adoption of EUV lithography equipment driven by intensifying competition among global top-tier companies in sub-7nm advanced nodes.

- **Technology** :

Expansion of EUV application from selective layers to key critical layers to improve yield and performance amid advancements in semiconductor processes.

- **Demand** :

EUV Mask blanks represent a high value-added market with significant entry barriers due to extreme technical difficulty and stringent quality requirements; simultaneous expansion of demand volume and market value is expected.




**Aiming to enter the EUV value chain and maximize growth and profitability  
based on the Yongin EUV Center**

## ① Growing Adoption of OLED Panels for IT & Automotive

- **Market :** *\*Source : Mordor Intelligence, Omdia*  
OLED panels, largely centered on premium smartphones, are increasingly expanding into IT devices (tablets, laptops) and automotive displays.
- **Demand :**  
Driven by the IT OLED transition and larger panel sizes, display mask blanks are expanding beyond traditional mobile-centric demand into a high value-added market.

## ② Advancement of Display Structures (Tandem, LTPO, etc.)

- **Technology :**  
Increasing adoption of next-generation OLED technologies, such as Tandem (improving brightness and lifespan), LTPO (low-power driving), and CoE (thinner and brighter displays).
- **Demand :**  
Next-generation OLED processes require higher precision and additional patterning capabilities compared to conventional LCDs and rigid OLEDs  
→ Driving demand for high-resolution, high-precision Mask Blanks.



**Expanding the supply of High-end Mask Blanks  
in line with the advancement of OLED processes.**

## **III. Business Status**

## Continued Revenue Growth & Securing EUV Growth Engine

### Accelerating Penetration into China Semiconductor & Display Market

- **Solid Upward Revenue Trend** :  
1Q26 revenue of KRW 61.7 billion (YoY +6.6%)  
2021-2025 annual revenue CAGR of 25.3%
- **Proactive Response to Demand Diversification & Capex** :  
Timely response to Mask Blanks demand driven by legacy foundry and new display fab expansions in China

### Entering High-Volume Manufacturing Preparation Phase for EUV Mask Blanks

- **Achieving Localization Milestone** :  
Advancement into the mass production preparation phase for EUV Mask Blanks, a core material for next-generation semiconductor fabrication.
- **Strengthening Customer Partnerships** :  
Strategic cooperation with a leading global semiconductor manufacturer, advancing product qualification (Qual.) toward HVM readiness.

## Proactive response to customer demand and expansion of new orders Strengthening the high value-added product portfolio

### Business Status by Segment

#### ① IC Mask Blanks

##### Targeting Key Demand Sources :

Securing a stable revenue base through strategic supply response to the expansion of legacy nodes in China.

##### Enhancing Profitability :

Improving product mix and maximizing profit margins by increasing the supply portion of high-end Mask Blanks.

#### ② FPD Mask Blanks

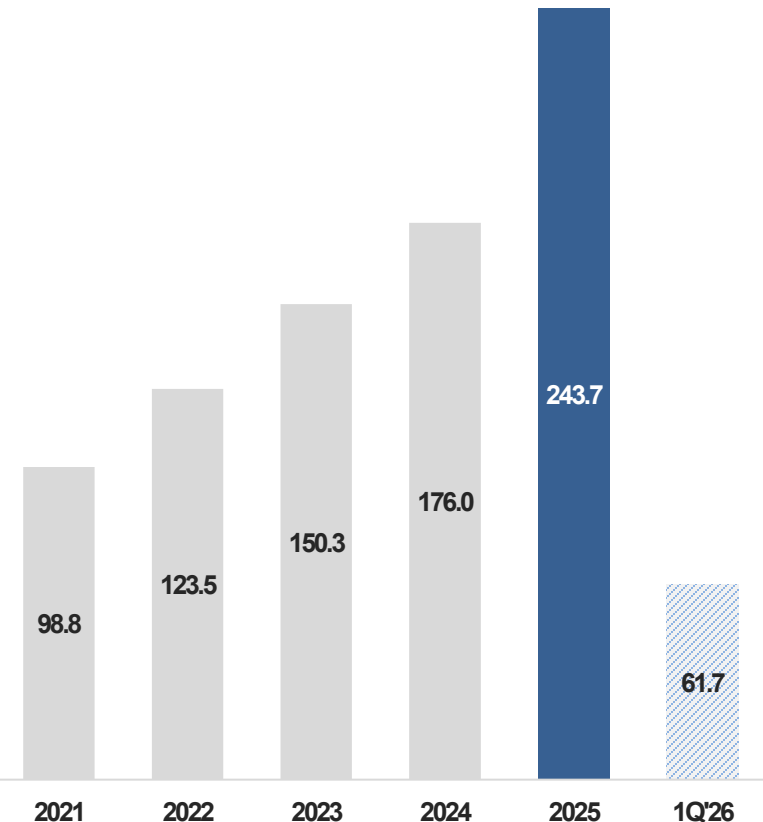
##### Responding to Next-Generation Panel Transition :

Expanding product supply in line with OLED adoption in mobile, IT, and automotive displays.

##### Strengthening Customer Partnerships :

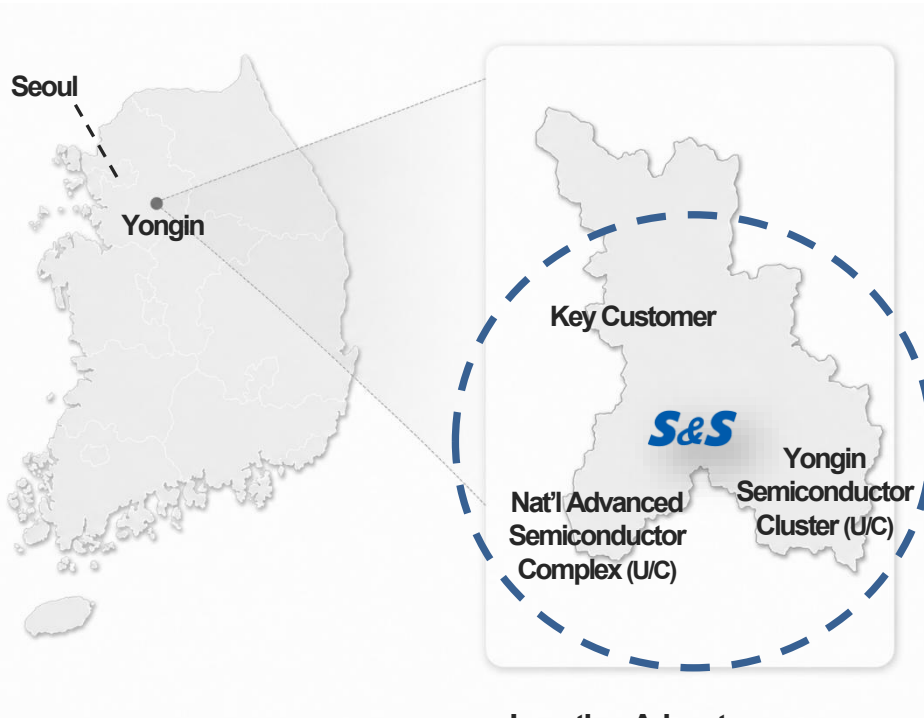
Proactive response to new fab expansions by customers.

### Annual Revenue Trend



\*Unit : KRW Billion / Based on consolidated K-IFRS

## Completing EUV Mask Blanks Mass Production Infrastructure & Accelerating Value Chain Entry



Location Advantage:  
'Supply Chain Proximity'

### R&D and Infrastructure

- Internalization of core EUV Mask Blanks technologies and supply of samples for evaluation.
- Completion of the Yongin EUV Center (Oct. 2025).

### Partnership & Qualification

- Strategic cooperation with a leading global semiconductor manufacturer.
- Product qualification (Qual.) underway.

### Mass Production

- Upon completion of qualification, full-scale mass production and supply capabilities will be continuously expanded.

## **IV. Financial Performance**

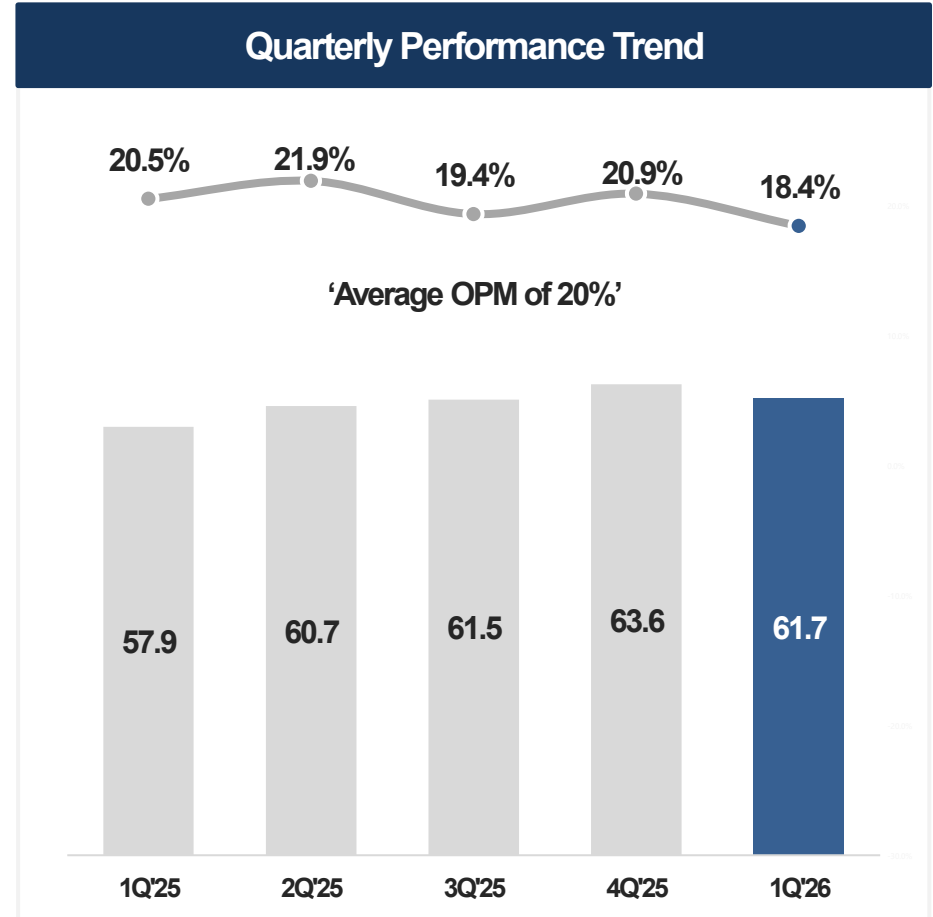
# 1Q26 Financial Highlights

- Revenue : KRW 61.7 B (YoY +6.6%)
- Operating Profit : KRW 11.4 B (OPM: 18.4%)
- Net Income : KRW 13.8 B (YoY +15.8%)

	1Q'25	4Q'25	QoQ	YoY	1Q'26
Revenue	57.9	63.6	-3.0%	6.6%	61.7
Operating Profit	11.9	13.3	-14.5%	-4.2%	11.4
Net Income	11.9	23.4	-41.1%	15.8%	13.8

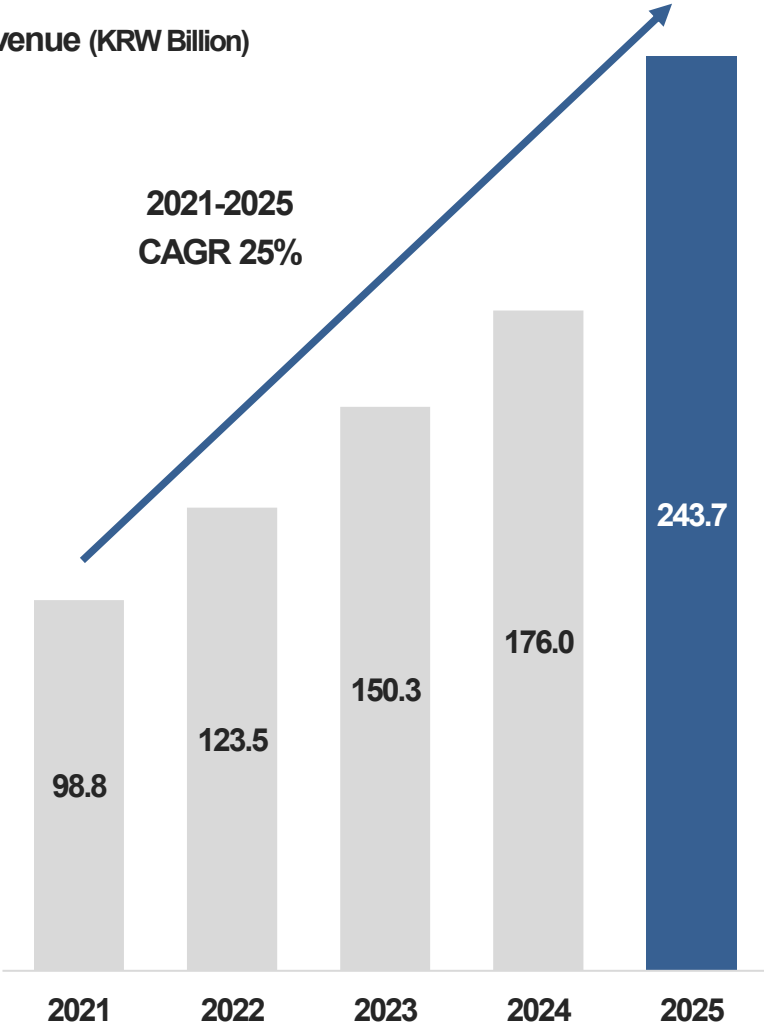
\*Unit : KRW Billion

\*Based on consolidated K-IFRS

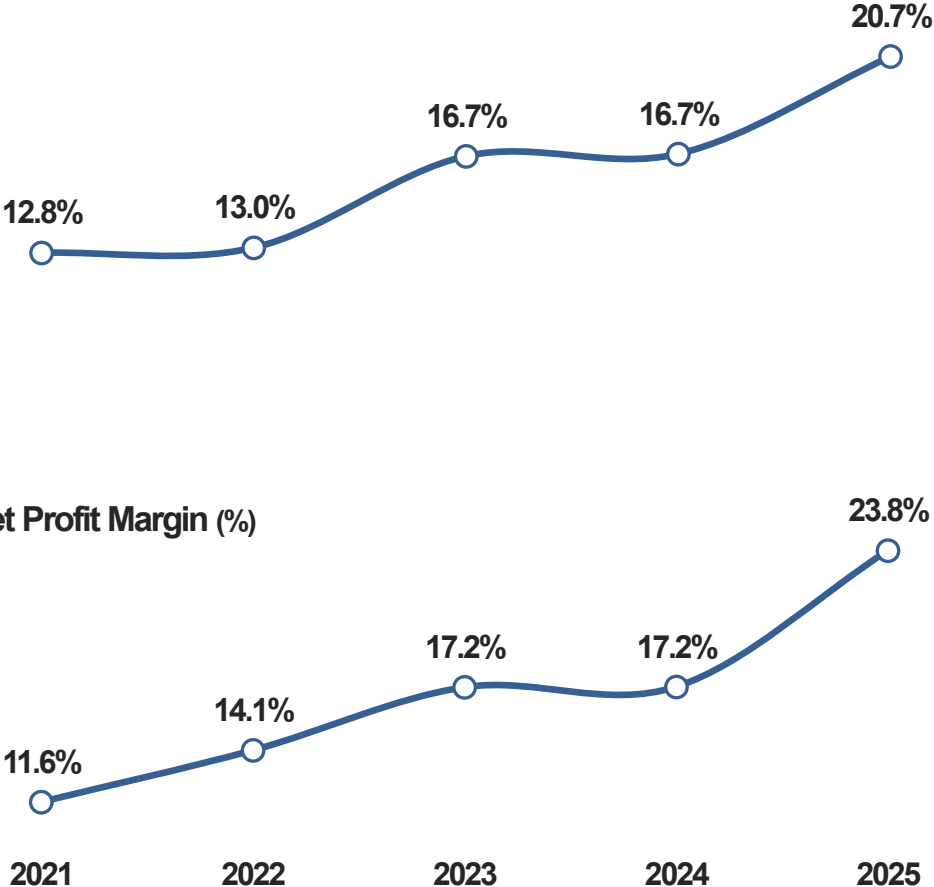


# 5-Year Trends

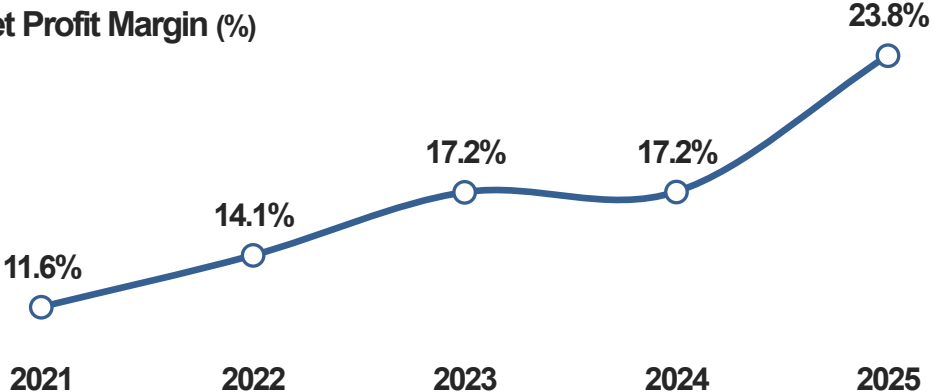
Revenue (KRW Billion)



Operating Profit Margin (%)



Net Profit Margin (%)



\*Based on consolidated K-IFRS

**Thank you.**

---